

## INSTRUCTIVO ACCESO CAMPUS AMA


### PC

1. Ingrese al campus de AMA

<https://web.egama.org.ar/campus>

### CELULAR

1. Descargue la aplicación Moodle de su Google play store o Apple store.



2. Ingrese con su usuario y contraseña

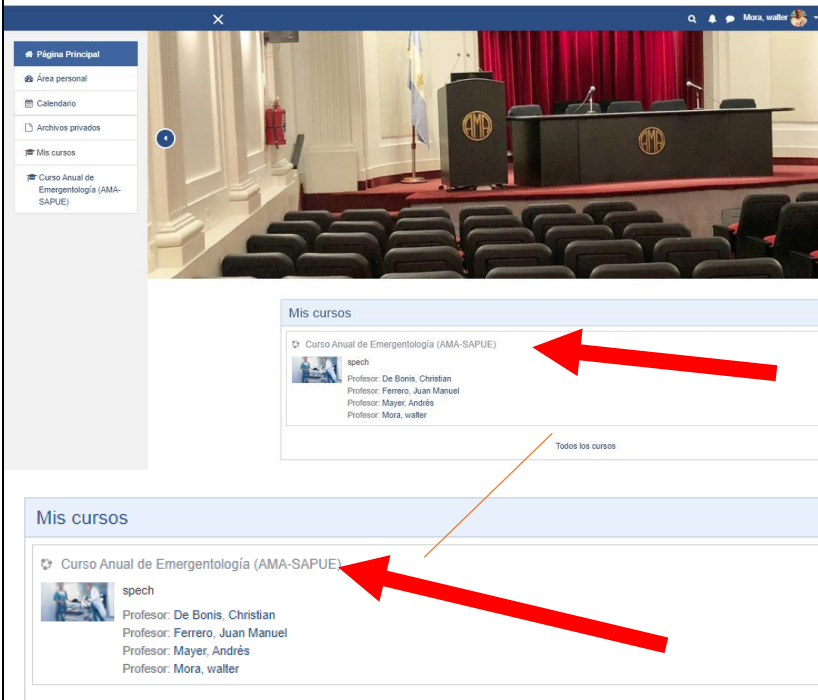
Usuario: mail

Contraseña: DNI

2. Una vez instalado le solicitará el ingreso de la dirección del campus:

<https://web.egama.org.ar/campus>

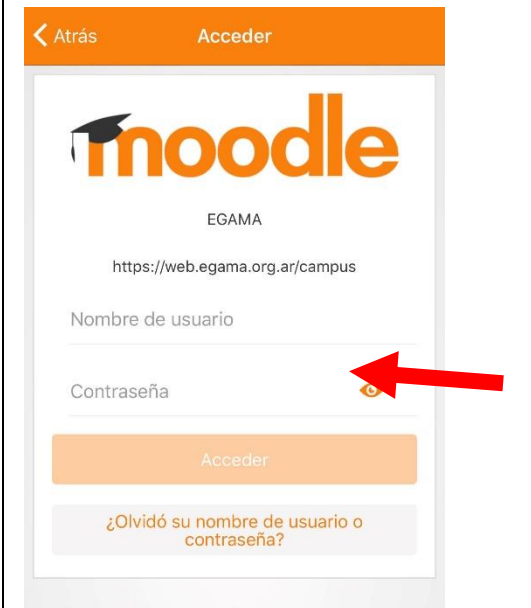
### 3. Ingrese a su curso



The screenshot shows the Moodle interface for course selection. On the left is a navigation menu with options like 'Página Principal', 'Área personal', 'Calendario', 'Archivos privados', and 'Mis cursos'. The main area features a large image of a lecture hall. Below it, there are two sections titled 'Mis cursos'. The top section shows a list of courses with a red arrow pointing to the 'Curso Anual de Emergentología (AMA-SAPUE)' entry. The bottom section shows a detailed view of the same course, also with a red arrow pointing to the course name. The course details include the name 'Curso Anual de Emergentología (AMA-SAPUE)', a small image, and a list of professors: 'De Bonis, Christian', 'Ferrero, Juan Manuel', 'Mayer, Andrés', and 'Mora, walter'.

### 2. Ingrese con su usuario y contraseña

Usuario: mail  
Contraseña: DNI



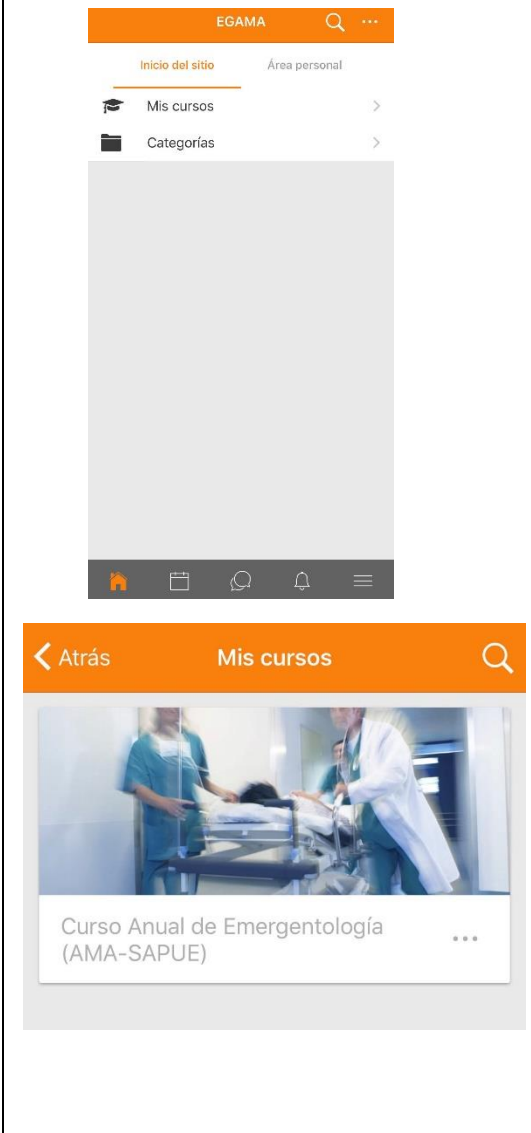
The screenshot shows the Moodle login page for the 'EGAMA' site. At the top, there are buttons for 'Atrás' and 'Acceder'. The Moodle logo is prominently displayed. Below the logo, the site name 'EGAMA' and the URL 'https://web.egama.org.ar/campus' are shown. There are input fields for 'Nombre de usuario' and 'Contraseña', with a red arrow pointing to the password field. An 'Acceder' button is located below the fields. At the bottom, there is a link that says '¿Olvidó su nombre de usuario o contraseña?'.

### 4. Podrá ver el contenido, el mismo se irá habilitando a medida que avancen las clases.



The screenshot shows the Moodle course content page for 'Curso Anual de Emergentología (AMA-SAPUE)'. The page header includes the logo of 'Asociación Médica Argentina'. The main content area is titled 'BIENVENIDOS AL CURSO' and 'CURSO ANUAL DE EMERGENTOLOGÍA'. Below this, there is a welcome message: 'Les damos la bienvenida a este curso anual.' followed by an objective statement: 'El objetivo final que no es hemos planteado es impartir prioridades y premisas claras en los distintos campos de la medicina de urgencias y emergenci tema y consensuamos el cronograma de conocimientos a impartir en cada disertación.' The page also contains a long paragraph of text explaining the course's format and objectives. On the left, there is a navigation menu with options like 'Curso Anual de Emergentología (AMA-SAPUE)', 'Participantes', 'Insignias', 'Competencias', 'Calificaciones', 'Página Principal', 'Área personal', 'Calendario', 'Archivos privados', and 'Mis cursos'. At the bottom, there is a section titled 'REANIMACION CARDIOPULMONAR BASICA Y AVANZADA' with a 'Reintegro' notice and a list of course items: 'Reanimacion Cardiopulmonar basica y Avanzada', 'Reanimacion cardiopulmonar parte 2', 'chat clase 1', 'foro 1', and 'visite esta pagina'.

### 4. Ingrese a su curso



The screenshot shows the Moodle course list page for the 'EGAMA' site. At the top, there are buttons for 'Inicio del sitio' and 'Área personal'. Below these, there are links for 'Mis cursos' and 'Categorías'. The main content area is a large, empty space, likely intended for course listings. At the bottom, there is a navigation bar with 'Atrás', 'Mis cursos', and a search icon. Below the navigation bar, there is a preview of a course titled 'Curso Anual de Emergentología (AMA-SAPUE)' with a small image of medical professionals.

